


CONFIGURABLE CABINET PROGRAM

BY GLOBAL INDUSTRIAL™



Take control of your storage with our **NEW Configurable Cabinet Program**. Cabinets are designed to grow and adapt to your ever changing needs. Louvered panels on the doors and interior walls,, allow for easy customization with a wide variety of compatible accessories. Choose from **Flush, Clearview, Electronic Locking** or **Ventilated Doors**, and decide whether you want your cabinet to stay stationary or mobile for maximum flexibility. Available in **36" or 48"** widths with standard 78"H x 24" D footprint.

Built tough to last, each cabinet features an **all-welded heavy-duty 16-gauge steel construction** with durable gray powder coat finish that withstands the toughest environments.

Personalize your cabinet with our full line of accessories, including mobile trays, shelf packs, drawer kits, pegboard kits, wardrobe bars, rollout work surfaces, janitorial and combination kits, charging kits, and hanging bins. Swap, add, or rearrange to create the perfect setup for your space.

KEY FEATURES INCLUDE:



INFINITE CONFIGURATIONS

One cabinet with infinite configurations. Reconfigure, customize and expand with ease.



DESIGNED TO FIT YOUR SPACE

Choose the cabinet to fit your environment:

36" or 48" width and choice of **Flush, Clearview, Electronic Locking**, or **Ventilated Door**.



CRAFTED FOR UNMATCHED DURABILITY

All-welded, heavy duty 16-gauge steel construction.

PRODUCT DETAILS

CABINET WIDTH"	DOOR TYPE			
	FLUSH	CLEARVIEW	ELECTRONIC LOCK	VENTILATED
36	708612*	708618*	708614*	708616*
48	708613*	708619*	708615*	708617*


*Add suffix: Stationary Cabinet (S), Mobile Cabinet (M)

CABINET WIDTH"	MOBILE BASE	3-SHELF PACK	4-DRAWER KIT	PEGBOARD KIT	WARDROBE KIT	PULL OUT WORK SURFACE	JANITORIAL KIT
36	708937	708939	709010	709012	709014	709016	709018
48	708938	708940	709011	709013	709015	709017	709019

BIN SIZE	L" x W" x H"	MODEL
X-Small	5 ³ / ₈ x 4 ¹ / ₈ x 3	269680*
Small	7 ³ / ₈ x 4 ¹ / ₈ x 3	269681*
Medium	10 ⁷ / ₈ x 5 ¹ / ₂ x 5	269682*
Large	14 ³ / ₄ x 8 ¹ / ₄ x 7	269684*
X-Large	14 ³ / ₄ x 16 ³ / ₄ x 7	269686*

*Add color suffix: Blue (BL), Red (RD), Yellow (YL)

ACCESSORY OPTIONS



Pull Out Work Surface



Drawer Kit




Wardrobe Bar
(included in wardrobe kit)



Broom Holder
(included in janitorial kit)



Bins



Electronic Lock
Door Type

OTHER ACCESSORIES AVAILABLE

YOUR DREAM CABINET, MADE EASY

It only takes two steps: pick your cabinet, then add the accessories you want. Don't have time? We've got you covered with **over 1,600 pre-configured options**.